

INTRODUCTION

I began my first basic astrology class when I was 20, having had an interest in it since very young. I was fascinated by the mysterious wheel that I was told held my potentials, and development as a human being hidden in this “map”. I was a “lay” person taking an interest in self development, and astrology offered a personal tool for more knowledge.

Over the next 30 or so years of study and exams, I had a huge amount of people come to me with their chart wheel, asking me how they apply it to knowledge of themselves.... Therefore, this book is for the “lay” person interested in learning how to read your own chart wheel which is called your astrology natal chart.

This is not a book of interpretation, but a GUIDE how to read your own wheel or “MAP of the SELF”. Your astrology Map is based on complex mathematics, as is all of the universe, and this guide will help you read your map easily. Have fun in your search.

Chapter 1

Simple Terms & Questions

What is Astrology?

Astrology is a science of the heavens. Astrology is the study of human behaviour in correlation to the movement of the planets in orbit around the Sun and the earth's rotation on its axis. Astrology is an age-old learning tool for psychological, emotional, spiritual, intellectual & physical human knowledge.

What is your Natal chart?

Your natal or birth chart is the mathematical calculation of the planets' positions in the heavens at the time, date and location of birth, placed in the zodiac. This is then put on a wheel or chart for visual reference. The natal chart is also consisted of the calculation of the rotation of the earth on its axis – this calculates the eastern horizon at the time and place of your birth and forms what is called the Houses or cusps. These are also positioned on the wheel.

The astrology chart is an objective picture, a graph of one's personality structure or individuality. It depicts the structure within us that makes us different – and separate - from everyone else on the planet.

What is actual Birth Time?

There is always argument about actual birth-time; however it is generally accepted as when breath is first taken as or after emerging from the birth canal.

What is your birth data?

Birth data is your Birth TIME – DATE – PLACE. This is usually noted on your chart form along with Longitude & Latitude of birthplace and other astrological notes relevant for calculations.

Is an accurate birth-time necessary?

In a word – YES!! But

A correct birth-time will always give accurate and exact calculations, readings and interpretation of the whole of the birth data. A birth-time that may be up to one hour “out” may only change a few things; however, in some charts 5 minutes can make a difference to your chart in a major way.

Many people do not have access to accurate information, or any information of their birth-time at all! Shame! Astrology cannot “make up” information without all the data, so if birth-time is not available a calculation can be made for the time of Noon on the date of birth; thereby the information is at best, half way between any possible positions. Mostly, this will not affect a large part of the chart, however, it must be noted that the Moon and House

positions are not at all reliable. HOWEVER, you can still gain valuable information even if the birth-time is not sure. You can still read a lot of good information from just a birth-date and place. You can still learn to read about the Planets and Aspects and many other parts of the chart. In time, with interest and observation (of yourself and family charts) most people can work out their Moon & Ascendant (houses) signs that can be included for observation. Astrology does have a true way of finding out - this is called Rectification; however, it is very involved, very interesting & quite irrelevant here!!

How will this work for me or help me?

By mathematical calculations & observations over many eons of time, certain personality traits along with past present and future life trends have been studied. This study enhances your knowledge of human behaviour thereby creating a happier and more integrated experience during your life.

Astrology can be used as a personal guide to life – learning about challenges & abilities you have to deal with in this lifetime: how you do or do not relate to others; your health condition, what occupations you can follow and more: not to mention what you learn about other people, helping yourself & others, quite successfully. Learning about yourself can be very confronting; so put your honest suit on. Mostly, it is lots of fun, interesting and very rewarding.

It works much the same as reading a roadmap; you look at the legends & distances to find a certain destination. Your natal chart is just like this – you look at the legends & symbols to find your way to self-knowledge. Many roads lead to a certain destination on a roadmap; so your natal map shows the many roads to self-integration – success and happiness. Your map shows you the way, but you still make the choices on the pathway to your destination.... Astrologers call this a natal chart.

The charts look confusing...

There are many types of astrology charts. They may all look quite different – some are hand drawn, some are computerised but in short, they all basically have the same information on them.

Most charts have the Ascendant at the left hand side of the natal chart - this begins the house system 1 – 12. The sign on the 1st cusp is the Rising Sign. Refer to chart wheels on following pages.

However, some charts have the Ascendant anywhere on the wheel because they may be using a chart form with Aries as the beginning - at the left hand side.... These both have the same meaning. This probably due to personal preference, or because an accurate birth-time was not available,

not allowing a reliable house system to be used. Refer to chart wheels on following pages.

Get familiar with the chart you have first and then you can look at other types.

Some charts have more information on them than others:

Some have different information:

ALL charts will have the planets, houses and aspects at least and this is how you begin to read your “personal map”.

There are 3 simple legends – you don’t even have to remember them, they are usually always on the chart form if you look at the whole chart form. They will be in symbols and English. You just have to learn how to use them to look up tons of great reading & self-discovery.

Included is a legend of each of the categories just in case your chart has no English interpretation for symbols.

REMEMBER this is not a book of “What it means” but a book of How to Use the information in that strange circle with funny symbols. You are surrounded in symbols in daily life, so you will find learning them is easier than you thought, and most people know some of them anyway – this is not a

difficult thing to learn. Just learn to look at your chart and become familiar with it. A brief description in each chapter follows just to help you understand it, but it is not necessary again to KNOW it.

What is my Sun Sign or Star Sign?

Your sun sign is determined by the position of the Sun within one of the 12 zodiacal signs on the day of your birth. The degree of the Sun in that sign and the placements of all the others planets have to be calculated by your birth-time to place them in the respective sign and degrees.

Looking at the Natal chart **First things first??**

Start out with what most people firstly want to know about - themselves!! - and how to read your own Natal Chart. It is best to begin with how to find and read your:

1. Signs - most people are familiar with the Zodiac Signs
2. Houses - next most common thing people notice in the chart
3. Planets - planets in signs & houses are general & generational personality traits
4. Aspects - this is what makes an individual, and is probably the fastest way to begin to read your chart.

All other legends, symbols and information on your chart are also important and sometimes, more important. (See the following chart forms.) These are explained briefly in following chapters. The methods for reference are the same for each and every legend, angle, point, aspect, position etc, so once you are familiar with looking at your chart you can refer to all of the natal chart as your want or what material is available to you.

You need not buy lots of reading material, although you may want to. There are many wonderful interpretive books that you can refer to always. There are many levels of reading & some very good books are in the libraries, local astrology clubs, theosophical society, astrologer friend, Internet.

Begin with basic books & work up to the more in-depth psychology/astrology books to gain a more valuable understanding. If you begin with an advanced interpretative book, you may find it confusing, difficult or even upsetting and put it aside.

Unless you are more used to reading psychology type books start with general fun reading & move onto other books, as you understand more. Mythology is wonderfully interesting if you want to know more about the legends (stories of mankind's psyche) behind the meaning of the symbols of planets and signs used in astrology. This also helps

understanding the human psyche more fully if you want to study astrology in more depth.

1: This is a hand-drawn chart wheel with the Ascendant drawn at the left of the wheel. The Asc/MC cross is drawn across the whole wheel

2: This is another type of chart wheel with details hand drawn. This chart has an unknown Ascendant so NO HOUSES are drawn in. Approximate birth-time results in unknown houses And approximate moon.

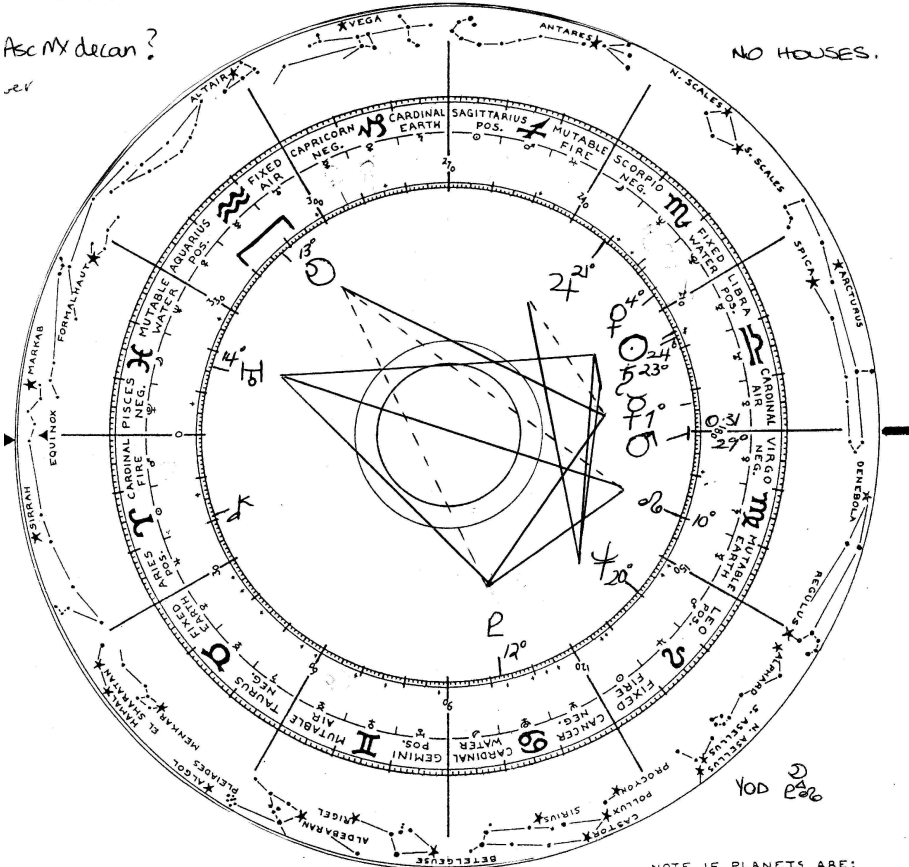
IN LINE, ROW FROM: _____
 IDENTIFIED TO: _____
 OF THE WEEK: _____
 HEROMOLOGY OF BIRTH DATE: _____
 CENTAL YEAR OF THE: _____
 D: _____ 19____ CORRESPONDS TO LINE NO. _____ IN EPHEM.
 TEST PROGRESSIONS TO: _____ 19____ - 19____
 ANSITS TO: _____

S. T., ZERO HOUR, EPHEMERIS DATE: _____
 INTERVAL, ZERO HOUR TO G. M. T. + _____
 ACCELERATION, 10 SEC/HR. OF INTERVAL + _____
 SUBTOTAL: _____
 LONGITUDE X 4, + FOR EAST, - FOR WEST: _____
 = LOCAL SIDEREAL TIME OF BIRTH: _____
 REDUCE IF OVER 24 HOURS: _____

Asc NX decan?

rev

NO HOUSES.



CONJUNCTION P PARALLEL
 SEXTILE 60° Δ TRINE 120°
 SQUARE 90° ○ OPPOSITION 180°

	☉	☽	♂	♀	♃	♄	♅	♆	♁	ASC. M.C.
SUN ☉	●									
MOON ☽		●								

ASPECTS

NOTE IF PLANETS ARE:
 RULER OF ASC. OR SUN SIGN,
 DIGNIFIED — IN DETRIMENT,
 EXALTED — IN FALL,
 CONJOINING A FIXED STAR,
 ASPECTING A MIDPOINT, ET

☉	Detriment
☽	
♂	
♀	
♃	
♄	
♅	
♆	
♁	

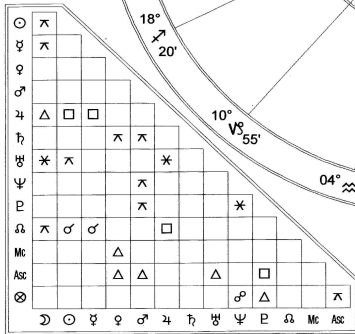
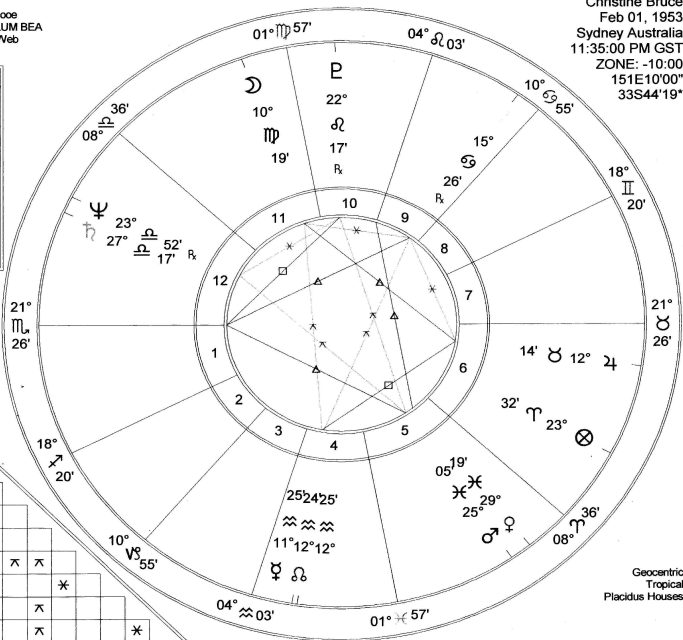
3: This is a chart wheel from an Astrological Programme which calculates the chart & prints it. Note the ascendant on the left.

Compliments of:
 PLANETalk - email:cooe
 PO BOX 498, COOLUM BEA
 Fax: 07 5446 3355 Web

Christine Bruce
 Feb 01, 1953
 Sydney Australia
 11:35:00 PM GST
 ZONE: -10:00
 151E10'00"
 33S44'19"

Zodiac Signs

♈	Aries
♉	Taurus
♊	Gemini
♋	Cancer
♌	Leo
♍	Virgo
♎	Libra
♏	Scorpio
♐	Sagittarius
♑	Capricorn
♒	Aquarius
♓	Pisces



	Cr'd	Fix	Mut
Fir	1	1	0
Ear	0	1	1
Air	2	3	0
Wat	1	0	2

Pl	Geo Lon	Rk	Decl.
♁	10° 19' 28"		+05° 24'
♂	12° 24' 54"		- 17° 05'
♃	11° 24' 31"		- 19° 22'
♂	29° 21' 19"		+00° 25'
♃	25° 24' 30"		- 02° 30'
♃	12° 13' 33"		+14° 35'
♃	27° 27' 15"		- 08° 07'
♃	15° 52' 23"	Rk	+23° 00'
♃	23° 52' 18"	Rk	+07° 41'
♃	22° 21' 05"	Rk	+23° 10'
♃	12° 24' 14"		- 17° 05'
♃	04° 24' 10"		+19° 15'
Asc	21° 11' 26"		- 18° 08'
Vtr	23° 11' 57"		+09° 18'
Eq	08° 14' 45"		- 14° 26'
♃	23° 13' 31"		+23° 01'
♃	16° 28' 37"		- 16° 11'
♃	03° 11' 53"		+21° 42'
♃	04° 17' 46"		- 12° 55'
♃	19° 21' 18"		- 06° 35'

Pl	Planet	Elem	+/-	Trp	Typ	Hous	Digni	Ru	Ld
♁	Moon	Earth	Neg	Mut	Suc	11th	♃	♃	♃
♂	Sun	Air	Pos	Fix	Ang	4th	♃	♃	♃
♃	Mercury	Air	Pos	Fix	Ang	4th	Exalt	♃	♃
♃	Venus	Water	Neg	Mut	Suc	5th	Exalt	♃	♃
♃	Mars	Water	Neg	Mut	Suc	5th		♃	♃
♃	Jupiter	Earth	Neg	Fix	Cad	6th		♃	♃
♃	Saturn	Air	Pos	Cr'd	Cad	12th	Exalt	♃	♃
♃	Uranus	Water	Neg	Cr'd	Cad	9th		♃	♃
♃	Neptune	Air	Pos	Cr'd	Cad	12th		♃	♃
♃	Pluto	Fire	Pos	Fix	Ang	10th		♃	♃
♃	Node	Air	Pos	Fix	Ang	4th		♃	♃
Mc	Midheaven	Fire	Pos	Fix	Ang	10th		♃	♃
Asc	Ascendant	Water	Neg	Fix	Ang	1st		♃	♃
Vtr	Vertex	Fire	Pos	Cr'd	Cad	6th		♃	♃

Aspect Name	Exact
♃	Conjunction 000°00'
♃	Opposition 180°00'
♃	Exalt 090°00'
♃	Trine 120°00'
♃	Sextile 060°00'
♃	Quincunx 150°00'

Chapter 2

Signs

Air signs + Virgo are not represented by animals

Gemini is not the only dual sign – others are

Pisces/Aquarius/Cancer/Scorpio

Signs are not “made up” – the meanings are all about us

WHAT ARE THE SIGNS? & WHERE ARE THEY?

The 12 Signs are the 12 sectors of the zodiac represented by symbols and pictures. Each sign is an equal 30 degrees, equally a total of 360 degrees as in normal geometry. Generally, the symbols only, are used on your chart.

The signs are symbolic of the basic human urges, the path to fulfilling these urges is different for everyone. Any sign containing a planet shows a particular challenge or experience denoted by that planet in sign and house positions. The sign modifies the planet by filtering its (the sign) characteristics through the qualities of the planet or planets.

Pictures & Elements of Zodiac signs:

Aries	Ram:	fire
Taurus	Bull	earth
Gemini	Twins	Air
Cancer	Crab	Water
Leo	Lion	Fire
Virgo	Virgin	Earth

Libra	Scales	Air
Scorpio	Scorpion	Water
Sagittarius	Centaur	Fire
Capricorn	Goat	Earth
Aquarius	Water-bearer	Air
Pisces	Two Fish	Water

Symbols of Zodiac signs:

Aries	♈	Libra	♎
Taurus	♉	Scorpio	♏
Gemini	♊	Sagittarius	♐
Cancer	♋	Capricorn	♑
Leo	♌	Aquarius	♒
Virgo	♍	Pisces	♓

A legend of the signs is usually listed on your natal chart in symbols and English as above. Many people are already familiar with these however; it will not take long to memorize them, without even trying.

Signs are **HOW** you express your self (sun) or emotions (moon) & other planets. Eg: If your Sun is in Aquarius you will express your basic self through Aquarian type personality traits. Similarly, if your Moon is in Cancer you express your emotions in a Cancerian way. There are lots of books on these interpretations and it is often worth reading most of them, as they will have different views and interpretations. A different interpretation from book

to book does not make either correct or incorrect. All or any of the material may be relevant, so reading different authors is very valuable.

Finding the Signs

The symbols of the Signs are always on your chart. They can be on the outer of the circle or on the inner circle and are usually determined once the calculations of the houses are complete. Any one of the signs is usually found at the left hand side of the chart – as in previous chapter – the Ascendant sign. Each one of the signs will be on the chart wheel.

NB: There is exception to this. This is called Intercepted Signs. Do not worry if there seems to be 2 signs “missing”. Your planets are still placed within a sign degree, but not always the houses cusps. You can obtain reading material on this subject for a fuller understanding and self-evaluation/knowledge.

There are many reference books on the Zodiac Signs. The most important to begin with are the signs of your Sun, Moon and Ascendant. These are the basics of your personality.

Look at the pictures, especially if you have a book with full illustrations. The pictures of the signs are extremely deep and meaningful and you might find

you “relate” by looking at the visual of the relevant signs in your wheel.

Some signs are more important in your chart than others. As you read more, you will begin to see “patterns” of the same sort of reading material, possibly over and over again.... Of course, this means you need to take more notice of these areas. Observe your friends as you read about their signs and before you know it, you will be able to “predict” how they will behave!!

Of course, you are not predicting anything really, but your new knowledge gives you insight into yourself & others: situations, choices, goals, abilities, difficulties: so that you can “predict” – or rather make decisions & choices etc with information that will never let you down!!!

Chapter 3 Houses

WHAT ARE THE HOUSES? & WHERE ARE THEY?

The houses are the sections around the wheel that are not the zodiac signs. Some charts will have them more prominent than others. Some will be numbered 1-12 toward the centre, or in the outer circle. Some may be simply coloured in and not numbered at all. Some charts may have another line or cusp near or inside a sign sector (see visual) which can be confusing at first.

In interpretation the Houses represent the areas or environments of life: houses show **WHERE** you will find expression through any planet, angle or aspect in the chart. *NB: to find out more about interpretation see back page notes

Finding your Ascendant or 1st House cusp

The 1st House is always the beginning of the Houses or House system used. There are various types of house systems used. I use the Placidus system. However, the guidelines in this book allow you to read any sort of astrology chart. Diagrams with houses are all Placidus examples.

This is called the Ascendant and is USUALLY at the left-hand side of the wheel. It can be drawn as a line completely across to the right side of the

wheel. This side is called the Descendant. Sometimes the houses are all drawn in sections to an inner circle in the centre of the chart and numbered.... (see visual) inside that is the aspects.

If the Ascendant is NOT on the left side, then you can look around the wheel to find where the Ascendant has been put on your chart, either with the 3 letters P or by the number 1. Either is common. Wherever you DO find the Ascendant on your wheel, this is the cusp of the 1st House. Houses are not always equal in degrees like the signs.

When you have found the (angles of) Ascendant, Descendant, Q & IC you will be able to see signs of the zodiac on the wheel. You can then observe that you have Aquarius Ascendant, Virgo Ascendant or whatever Sign it happens to be. The Descendant is always in the opposite sign from the Ascendant.

By reading this on your chart you can now obtain reading material to find out what this means to you. The Midheaven or more commonly Q is read on the chart and referred to in books in the same way. All reference/interpretative material is compiled in order of the signs Aries around to Pisces, so just refer to the respective pages.

By reading this on your chart, you can now obtain reading material to find out what this means to you.

The Midheaven or Q is read on the chart and referred to in books in the same way. All reference/interpretative material is compiled in order of the signs Aries around to Pisces, so just refer to the respective pages.

NB: There is exception to this. This is called Intercepted Signs and do not worry if there seems to be 2 signs missing in the house system. You can find good reading material on Intercepted Signs which may be valuable in understand certain difficulties or challenges in areas of your life, represented by the house sign missing. Planets are always placed within a sign, whether it is “missing” on the house system or not - as is the Asc/Mc cross, but not always each house cusp.

These guidelines never change for any chart.

When the Ascendant is calculated and drawn on the wheel, the Midheaven and Immum Coeli or IC are simultaneously calculated along with all other houses. This Midheaven is usually at the very top of the chart, or at the 10th house cusp & the IC is the 4th house cusp; thus forming an essential foundation of your chart. This is often drawn across the wheel (as is the Ascendant), or marked in some noticeable way by number 4 or IC or even colour coded. It is always around a 90 deg. angle to the descendant – creating a large CROSS (of matter) on the chart.

From this cusp the houses are counted in an anti-clockwise direction around the wheel from 1 –12. Just as there are 12 zodiac signs, there are 12 houses. If they are not numbered on your wheel, you might want to pencil the numbers in yourself for easy visual reference.

Each house has an opposite house across the wheel eg: 1st house is opposite 7th, or Descendant. 2nd house is opposite 8th. 3rd house is opposite 9th house and so on. (You will notice the signs opposite each other also)

THESE RULES NEVER CHANGE IN ANY CHART. If you see a chart with the signs or houses NOT in order, then it is wrong wrong wrong – without doubt! This is another reason why it is important to check your birth data on the chart form, before you proceed to interpret.

A zodiac sign rules each house - always in order 1-12

The 1st zodiac sign rules the 1st house eg. Aries rules 1st house, Taurus rules 2nd house, Gemini rules 3rd house etc - around the whole house system. You might also want to pencil in the signs inside the houses but take care not to mix them up with the symbols for the signs.

It is not necessary to know all this to get on with reading about yourself – If you are not interested in

knowing about “the order” of things...then you can get on with reading the relevant references in books...however it may prove to be valuable reference so you can confirm that you are observing all the information correctly.

Most books also have the English and symbols so if you want to Keep It Simple, then just compare the symbols, signs etc and where they are - then refer to the relevant books. Most books will also have reading about the Signs, Houses and planetary positions in one book. Some will also have interpretation of the aspects also, which you will need to read.

Interpretative books on Aspects are often a subject of their own because it is the planetary aspects within each chart that makes us all so individual. There are not two natal charts alike, not even twins!! There are many good books to refer to. They will have titles like, Planets in Aspect: Aspect in the Chart: or similar....

Remember, to begin with reading that you can make sense out of and in this way it WILL prove to be valuable to you. The human personality is like the onion. As you peel away the layers (of self, ego) you just keep finding more and more.

Some reading may make you feel uncomfortable; however, if you remain in contemplation of the issue that has brought about this “experience” you

will come to evaluate whether it is an issue you need to be honest about; deal with or choose to ignore. None of this makes the reading incorrect or invalid but you must determine what it is for you! Do not believe everything you read!!! But read everything and assimilate it for what feels right for you.

In time, and over referring to your chart many times, you will find you open up to more and more of what the books say and in time you will find their guidance is very practical, valuable and non-judgemental.

The interpretations you read are not directed AT YOU.

Remember, the interpretations are the observation of mankind and all people have certain qualities, at different degrees and at different times. Always keep these things in mind when you discover any new and exciting things in life – always practise moderation until you gain more experience and understanding in what it is you are undertaking.

Chapter 4

Planets

*Planets shine and Stars (suns) twinkle
The Moon only reflects the light of the Sun
The Sun is eclipsed by the Moon*

WHAT ARE THE PLANETS? & WHERE ARE THEY?

Most people know the planets' names, even if they don't know the order, which is not important at this level. Astrology in the west is generally Geocentric, meaning the earth is in the middle of the observation, not the Sun. The Sun in the centre Heliocentric astrology – or the “Soul” reading for the natal chart. The planets are Sun Moon (we call them planets but they are luminaries) **Mercury Venus Mars Jupiter Saturn Uranus Neptune Pluto**. A new planet discovered in 1977 is **Chiron** and these are all read in the same way.

Symbols of the Planets

Sun	Moon	Mercury
Venus	Mars	Jupiter
Saturn	Uranus	Neptune
Pluto	Chiron	

The planets are the physical heavenly bodies moving in their own orbit around the Sun in our Solar System.

The planets represent **WHAT** you express

eg: the Sun represents our basic ego, personality, self expression etc and when it is in a particular zodiac sign, your personality will have those particular traits – each planet represents a part of human experience (according to which house, what angle, and aspects are signified). The Moon represents the expression of our basic emotional responses & needs so this will be expressed through your particular sign, house and aspects.

Finding your Planets

The same method as before is applied to finding the sign and position of your planets in your chart. On most blank chart forms are the symbols and English for the planets. Commonly found at the left bottom of the page, not the wheel. It will look like the list above.

It is best to begin by locating the symbol for the Sun on the legend. Then locate it on the wheel of the chart. It will be placed somewhere around the dial in a zodiac sign. It will be placed inside a 30-degree section or sign, usually marked with a small line – with the symbol of that planet next to it.

There may also be some numbers next to the planetary symbol. These are the mathematical/astrological readings for your planet/s in degrees (or hours) and minutes. If these readings are NOT next to the symbols on the inner wheel, then they will be in a separate legend on your chart form. It is common to find both.

If you only have a legend to look at, then use this instead.

Look at both the English and the symbol for the planet in question, in this case the Sun on your legend. You will notice a zodiac sign next to it. This tells you that your Sun is in that Sign. The sign symbol might appear between the 1st & 2nd numbers. Eg: Sun - 10 degrees Aries 55 minutes. At this point, the degrees are not important, but you may need to be aware of this so you can read the legend correctly.

For the following references, look at Chart No 3 in Chapter 1. In this case, the Sun is in Aquarius. Look up this/or your Sun sign reference in astrology books.

Next, you need to look at what House the planet is in. Again, look at the wheel and find the symbol for the Sun. It will also be in a section or house, which is not always equal like the signs. Locate your Sun symbol and refer to the house number (as in previous chapter); or count from the 1st cusp

around. Your Sun can be in any of the houses from 1 – 12; it depends upon your birth-time & latitude. In this case, the Sun is in the 4th House. (See chart 3)

When you have determined which house YOUR Sun is in, you can refer to your astrology books again for a more in-depth look at yourself.

In this case, we have determined that this person has a Sun in Aquarius/4th House. The 4th house is ruled by Cancer, a Water sign, and this person will have qualities of an Aquarian personality, represented by the planet the Sun in that Sign. However, they express it through Cancerian type areas, represented by the house position. A person with the same Sun in Aquarius but with a different house position of the Sun will express their personality through that area of life represented again by the house position. The same method applies for all readings.

Once you have satisfactorily determined your Sign and House position of your Sun you can now move on and determine all other readings. Write in your own positions on a list for convenience.

You will need to look up all planets. Examples below are from chart wheel 3. You might like to use this to compare if you are looking at the chart correctly.

Sun in (sign) in (house)	Sun in Aquarius/4 th house
Moon in (sign) in (house)	Moon in Virgo/10 th house
Ascendant sign (1 st house)	Scorpio Ascendant
Mercury in (sign) in (house)	Mercury in Aquarius/4 th
Venus in (sign) in (house)	Venus in Pisces/5 th
Mars in (sign) in (house)	Mars in Pisces/5 th house
Jupiter in (sign) in (house)	Jupiter in Taurus/6 th house
Saturn in (sign) in (house)	Saturn in Libra/12 th house
Uranus in (sign) in (house)	Uranus in Cancer/9 th house
Neptune in (sign) in (house)	Neptune in Libra/12 th house
Pluto in (sign) in (house)	Pluto in Leo/10 th house
Chiron in (sign) in (house)	Chiron in Capricorn/3 rd
Midheaven Sign (IC, 10th house)	Leo

Chapter 5 **Aspects**

WHAT ARE THE ASPECTS? & WHERE ARE THEY?

The aspects are the relationship/s of planets & angles to other planets or angles in the natal wheel. The aspects form geometrical angles as in a normal circle. Remember – Conjunction, Opposition, Square? The same principles of geometry are used to find the “aspects” in a chart.

The aspects are what make each one of us individuals. Many people will share the same aspect eg: Sun conjunction Mercury – a very common aspect. However, the sign & house position will change this for each person and so it is with each and every planet and angle in your chart!!

Each aspect has a different degree of “strength” or “intensity”. This is determined by “chopping up” a circle – whole, half, quarters, thirds etc, so the further down this scale an aspect is, the less intense or important it may be. Your chart may have many conjunctions or squares for example. Several of many aspects are common in charts. Strong individuals have many “strong” aspects in the chart and visa versa.

Order of aspect intensity:

Conjunction (0deg) – strong

Opposition (180) - very difficult

Trine (120) – very easy

Square (90) - difficult

Sextile (60) – easy

Inconjunct (150deg) or Quincunx - frustration

There are other aspects that are usually considered, however these 6 major aspects are what are most important to you. On most charts there is a small legend with the aspect names, symbols and degrees.

Finding your Aspects

At first, looking up your aspects might seem confusing – but you will quickly see it is basic geometry. Again, you do not have to learn these, only learn to look at them and how to refer to reading material. All the working out is done for you on your chart wheel. There are usually TWO ways of looking at the aspects. Either is correct and in time you will refer to both. Sometimes, only one is on your chart and most generally this is the most obvious form, i.e. drawing of lines in the centre.

1. Aspects drawn as lines in the centre of the circle
2. Aspects as symbols in a grid

Aspects drawn as lines – these are easy to find. Look at the centre of the wheel and there will be

lines drawn with symbols on them, or drawn in different colours. They will be different in every chart, although similarities occur all the time.

To read the aspect, look to where the lines go. There will be a planet (or angle) at each end of the line. The line can be long or short. If the lines in your chart have symbols on them then you refer to these symbols.

Eg. Visual – choose each aspect and refer to it

One planet will be in aspect to another according to the symbol on the line. The symbol will look like one in the above list.

It would be read Sun conjunct Mercury or Venus square Uranus and so on. This is the “reading of the aspect” that you would refer for interpretation.

Look at each of your planets in turn and their aspects...As you go through each planet from Sun – Pluto the readings will become less and less.

Interpretations have many different sides to them, as before mentioned - all can be relevant. As you look at the wheel you will visually see things are opposite, next to, right angles to.... And so on, these are the aspects you will refer to for interpretation.

Aspects as symbols in the grid – the grid for aspects is not as confusing as it seems. There may

not be a grid on your chart form, but it is generally on most charts. It is one of the larger legends on the chart. It will have planet symbols only for reference and they will appear on 2 sides of the grid.

On one side of the grid the Moon symbol may be missing, as it is not necessary to refer the Moon to itself... you will understand this more as you look at it. This is because the grid is set out in “cross referencing”.

The grid has exactly the same meanings as the drawn aspects in the wheel; it is just a different method of referring to them.

Referring to the grid can be valuable if the centre of the wheel has too many lines for you to understand; however, other people find the centre of the wheel easier to read. Learn to look at both.

Within the grid are squares with the symbols of the aspects inside them.

Your symbol legend for aspects is usually nearby this grid, so you can refer to them both easily.

Refer to the first symbol at the left of the grid, usually the Sun, sometimes the Moon. Refer, next to the first column of squares and see the symbols next to other planet symbols. This means the Sun

is aspected to the planets with symbols next to them in each column, according to that symbol.

There may or may not be aspects to every planet. Most people, DO NOT have aspects to all planets. Many people have around 1 or more aspects to planets on the grid. Do not concern yourself if you do not. You will only need to refer to the aspects you have in your chart.

Interpretative books will have all aspects for reference (&more!) therefore; it is best not to read what is not relevant to begin with. Later when you understand it easily – and you will – you can look at other charts (people).

Read each planet the same throughout the grid. The symbols and English for aspects are on your chart form.

– What! you say!???

Remember, these aspects are each an individual part of you and will give you so much information – all about YOU.

The Ascendant and Midheaven aspects are also on the grid. They are usually at the bottom of the grid as Asc & MC, respectively. Refer to and interpret them in the same way.

There may also be another 2 symbols on the grid. They are usually the North Node and the Part of

Fortune – Cross of Matter (inside) Circle of Spirit. These 2 symbols are mentioned briefly under a separate chapter and are referred to and interpreted in the same way as planets and angles. However, some books do not have these interpretations in them. There are books with reading material on these also.

Again, once you are familiar with this method, it is the same for each and every astrology chart you will look at. Also, you do not have to learn the symbols and rules, just know how to look for the information you need and then refer to your reading material.

It is up to you if you look further, however, it may be best to stick with the basic things first so you understand and value the meanings as you discover more. There is literally tons of information on just the Planets in Signs, Planets in Houses and Planets in Aspect.

These are the main body of reading your natal chart.

Chapter 6

What are the other things on my natal chart?

There are other symbols, grids, notes etc on your chart form and this is mostly used for the astrologer or person wanting to look much more in depth. The natal chart is like the onion, the more layers you peel away the more you find to peel but you get the bonus of getting to know yourself well and have a lot of fun with it. This is a brief description of what some of “those other things” on your chart might mean.

North Node/South Node - LM There are interpretative books that cover this subject alone and it is very interesting.

Part of Fortune – calculation: the position of this gives a “fortunate” energy to the planets involved.

Cardinal-Fixed-Mutable – the houses around the wheel are determined in this way and have independent meanings. Another reason why a planetary position will be influenced in the individual (or chart).

Fire-earth-air-water - signs around the zodiac are in these elements. Another reason why planets/aspects are affected to make an individual personality.

Positive & Negative: each sign/house is positive or negative. This more accurately represents male & female. Each 2nd sign is male/female around the zodiac beginning always with Aries as the 1st male sign.

Dignities: This is when a planet is in it's Own Sign (the sign it rules), in it's Exaltation or in it's Fall. Most books will have meanings for these and it is valuable to look into this if you want a more in-depth look at your individual planetary meanings.

Any other information would be your name and birth data. Also the type of Astrology used and the House system used should always be noted. This is so you can always refer to an astrologer who uses the relevant systems to calculate any future transits or calculations you might need.

If you have a natal chart compiled upon one set of systems, then it is not advised to get further work done from an astrologer who uses a completely different set of systems for calculation.

If you cannot find someone who does what you need then the best advice is to have them recalculate your natal chart and then they can prepare for other work you may request.

WILL THIS CHANGE MY ORIGINAL CHART?

– NO, not really.

Although there are many different systems of calculations, they SHOULD all come up with the same (or very close to) information. The House system is the only thing that really may be slightly different, but in interpretation this doesn't seem to alter the reading. Your new chart may simply look a little different but it is always read in the same way.

The most common systems used in the west seem to be Geocentric/Tropical with Placidus houses. Most commonly it is the House system that varies from chart to chart rather than other calculations.

IN CONCLUSION

I have covered BASIC information you will need to begin to read about your own personal chart. It is always fun to read and learn about your family and friends too, but it is always good to remember to ask for their permission to “look into” their personal information. Begin with yourself and enjoy a new a unique new perspective of yourself.

There may be some of you who want to understand a lot more about this subject and others want to learn how to read what events and circumstances are in the future. This is called TRANSITS, and is not really predicting your future, but comparing the positions of the planets in the heavens at a given point in time (NOW for instance, or the next year) to your natal positions. These calculations can be made either by purchasing a reference book and learning how to refer to this, or have an astrologer print you out your transit list and you can, again read the appropriate books. You can learn to read your own Transits. If you really want to know HOW all this happens then a basic astrology course is recommended. In understanding how the calculations are in astrology, you get a wonderful new look at the universal mathematics and those cycles that affect us all.